

# RT-5SW

## Wireless "Smart" Slope Laser



**Introducing the new standard  
in high accuracy, auto aligning  
slope lasers.**



- WORLD'S FIRST SMARTLINE™  
AUTO-ALIGNMENT FEATURE
- WORLD'S FIRST SMARTREMOTE™
- WORLD'S FIRST "TILTLESS" STEEP  
SLOPE LASER (UP TO 25%)

# It's time.

What does it take to make a super accurate laser? It takes a company that's not reliant on mixing and matching components from third-party vendors. It takes years of experience manufacturing the most advanced leveling systems like those found in high accuracy survey equipment. Only Topcon has the experience, and only Topcon has the RT-5SW laser.

## Total Station accuracy, unbeatable repeatability...

The RT-5SW was designed for long range, high precision applications. The auto-alignment system makes set up on dual slope, steep grade jobs much faster and easier.

## Advanced technology, simple operation...

With the RT-5SW, simplicity starts with the RC-300 two-way communicating remote. All features of the RT-5SW are accessible. Battery life, rotation speed, and auto-alignment are a few of the time saving features displayed on the large LCD.

Slopes up to 25% can also be entered on the RT-5SW without tilting the unit.

Like all Topcon lasers, the RT-5SW is a survivor. An all metal, dust/waterproof, sealed housing, and a warranty second to none means it'll be there when you're ready to work.




**RT-5SW**

Wireless "Smart" Slope Laser




## How do you create a laser that's more accurate than the closest competitor? You start with a more accurate...



### Grade System

- Super accurate, Total Station based absolute encoder system
- High reliability
- User definable grade axis
- Set grades up to 25% without tilting the unit



### SmartLine™ Alignment System

- Fast, accurate set-up
- Eliminates human error
- Aligns from center pivot point, not a top-mounted scope
- Automatic second day set-up. Always matches previous day's hubs.



### Automatic Grade Setting

- Simple and accurate grade matching
- One person setup
- Eliminate hassle of manually finding detector
- Works up to 492ft (150m)



### Wide Array of Power Management Choices

- Rechargeable battery means no cables to tangle or tear
- Convenient 6-hour quick charge
- 12vdc connection powers the laser and recharges the battery at the same time
- One piece "holder" alkaline battery pack

### RC-300 Remote

Full RT-5SW control, up to 1,000 ft. (300m)

- Two-way communication
- Backlit LCD display
- Auto display shut-off
- Waterproof, dustproof, and shockproof
- 3-month battery life
- Controls all RT-5SW functions



Easy-to-see, backlit, icon-based LCD:


**Fast, dependable, durable, and accurate.  
The RT-5SW - all the laser, with all the features, you'll ever need.**

**Accessories**



**Tripods**

Topcon offers a full line.  
Contact your local Topcon Dealer for more info



**Grade rods**

Topcon offers a full line.  
Contact your local Topcon Dealer for more info

Weather protected, flexible antenna folds down for storage

Removable SmartRemote™ with large LCD provides full operation of the laser up to 1,000 ft (300m) away

Heavy duty glass protects "lighthouse", rubber bumpers protect remote

Selectable rotation speeds from 300 to 900 rpm

Dustproof and waterproof rugged cast aluminum housing holds up to everyday bangs and bumps. And dual side, sturdy handles prevents accidents

Patented SmartLine™ system makes second day set-ups easy and accurate

Battery compartment with secure hold battery tray, and run/charge capability with a converter that won't allow charging when alkaline batteries are being used

Large grade axis indicators for easy alignment

**LS-90 Sensor**

- High Accuracy Detector
- 3 way guidance; LCD, LED and Buzzer  
11 levels of LCD and 3 colors of LED
- Two-way communication for HI Alert and Laser Battery status
- Adjustable Audible On-Grade horn
- "SmartClamp" adjustable rod clamp
- Auto shut-off
- Plate Level is built into the sensor



- Fine or course grade selector
- Indicates 11 levels of grade
- HI alert indicator
- Laser/sensor battery life

**RT-5SW standard package includes**

- Rechargeable Ni-MH Battery Pack
- LS-90 Laser Receiver w/Holder
- AD-13 Converter
- RT-5SW Laser
- Hard Shell Carrying Case
- RC-300
- Target



## The Leader in Positioning Technology...

Topcon offers positioning products that deliver unparalleled site-wide performance and integration. Topcon's history of technological advances and our reputation for superior reliability means there's no other company positioned to provide you with a better "Total Positioning Solution".

From survey to inspection Topcon, through our 170+ dealers throughout North and South America, provides the innovative technology that gives surveyors, civil engineers, contractors, equipment owners, and operators the competitive edge by addressing such critical issues as increasing profits, quality craftsmanship, improving productivity, lowering operating costs, and enhancing job site safety.

Full positioning integration field-to-finish: That's the goal of Topcon. When it's time for you to step up to the next level, it's time to turn to Topcon.

## The Leader in Customer Satisfaction...

To ensure that your Topcon laser maintains peak performance, your local Topcon dealer offers factory trained and certified service technicians. If service isn't available in your area, our factory offers a repair and return policy second to none.

### Offices Worldwide

#### TOPCON CORPORATION

75-1 Hasunuma-cho, Itabashi-ku • Tokyo 174-8580, Japan  
Phone: 3-3558-2520 • Fax: 3-3960-4214 • www.topcon.co.jp

#### Topcon Europe Positioning B.V.

Essebaan 11, 2908 LJ Capelle a/d IJssel • THE NETHERLANDS  
Phone: 010-4585077 • Fax: 010-4585045 • www.topconeuropa.com

#### Topcon Corporation Beijing Office

Block A No.9, Kangding Street, Beijing Economic Technological Development Area, Beijing 100176 • CHINA  
Tel: +86-10-6780-2799 • Fax: +86-10-6780-2790



### Topcon Positioning Systems, Inc.

7400 National Drive  
Livermore, CA 94550

www.topconpositioning.com



Specifications subject to change without notice

©2009 Topcon Corporation All rights reserved.

P/N: 7010-0291 Rev. F Printed in U.S.A. 5/09

## Specifications

### RT-5SW

Accuracy	±5" (1/32" @ 100') (1mm @ 40m)
Range	4000' Dia. (1200m Dia.)
Laser Source	Visible Diode (680nm)
Laser Power	High 4.5mW/Low 2.5mW
RPM (Selectable)	300, 600, 900
Grade Range	X:±10% Y:±25% without tilting unit
Battery Life (Alkaline)	45 hrs. (4 D-cells)
Standard Warranty	2 years
Housing Construction	Cast Aluminum
Environmental	Water/Dustproof (IPX6)

### RC-300 Remote

Display	High Contrast Graphical with Backlight
Functions	X & Y Grade, Rotation Speed, Sensitivity, Beam Power, Masking, SmartLine Auto-Alignment, Backlight
Range	Two-Way Comm. 1,000' (300m)
Battery Life	3 Months
Auto Shut-Off	Yes
Belt Clip	Yes
Environmental	Waterproof/Dustproof/Shockproof

## The Leader in Positioning Technology...

### Unmatched machine receiver compatibility

When you're ready to put your RT-5SW to work with your backhoe, mini-excavator, tractor, or just about any other machine, we have a laser receiver perfect for your job and your laser. Topcon manufactures a full range of laser receivers, from manual grade indicate to fully automatic receivers that work with your machines hydraulics to control the cutting edge. Ask your Topcon Authorized Dealer for more information.

### General Construction Lasers

The RL-H3 Series of infra-red construction lasers is a Topcon best value, with a host of World-Leading features at unbeatable prices. They're the perfect general construction laser for any contractor's needs.

Choose from:

**RL-H3A:** fully automatic, self-leveling with 1,150' (350m) operating radius

**RL-H3CL:** fully automatic, self-leveling with long 820' (250m) range

**RL-H3CS:** fully automatic, self-leveling, slope match capability with 500' (150m) operating radius

**RL-H3C:** fully automatic, self-leveling with 500' (150m) operating radius



Your local Authorized Topcon dealer is: